

1. Course Objective
2. Pre-Assessment
3. Exercises, Quizzes, Flashcards & Glossary
Number of Questions
4. Expert Instructor-Led Training
5. ADA Compliant & JAWS Compatible Platform
6. State of the Art Educator Tools
7. Award Winning Learning Platform (LMS)
8. Chapter & Lessons
Syllabus
Chapter 1: Introduction
Chapter 2: What Is the Risk?
Chapter 3: Cybersecurity Basics
Chapter 4: What the COVID?19 Pandemic Did to Cybersecurity and Third?Party Risk
Chapter 5: Third?Party Risk Management
Chapter 6: Onboarding Due Diligence
Chapter 7: Ongoing Due Diligence
Chapter 8: On?site Due Diligence
Chapter 9: Continuous Monitoring
Chapter 10: Offboarding
Chapter 11: Securing the Cloud
Chapter 12: Cybersecurity and Legal Protections
Chapter 13: Software Due Diligence
Chapter 14: Network Due Diligence
Chapter 15: Offshore Third?Party Cybersecurity Risk
Chapter 16: Transform to Predictive
Chapter 17: Conclusion
Videos and How To

9. Practice Test

Here's what you get

Features

10. Live labs

Lab Tasks

Here's what you get

11. Post-Assessment

1. Course Objective

Get hands-on experience in cybersecurity with the Cybersecurity and Third-Party Risk course and lab. The course provides a detailed look into the problems and risks, then gives specific examples of how to create a robust and active Cybersecurity Third-Party Risk Management program. The course has well descriptive interactive lessons containing pre and post-assessment questions, knowledge checks, quizzes, live labs, flashcards, and glossary terms to get a detailed understanding of cybersecurity and Third-Party Risk Management (TPRM).

2. Pre-Assessment

Pre-Assessment lets you identify the areas for improvement before you start your prep. It determines what students know about a topic before it is taught and identifies areas for improvement with question assessment before beginning the course.

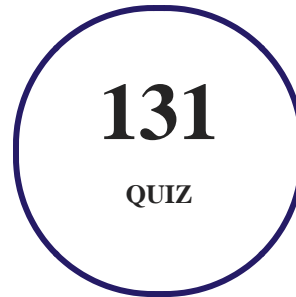
3. Exercises

There is no limit to the number of times learners can attempt these. Exercises come with detailed remediation, which ensures that learners are confident on the topic before proceeding.

184
EXERCISES


4. Quiz

Quizzes test your knowledge on the topics of the exam when you go through the course material. There is no limit to the number of times you can attempt it.



5. flashcards

Flashcards are effective memory-aiding tools that help you learn complex topics easily. The flashcard will help you in memorizing definitions, terminologies, key concepts, and more. There is no limit to the number of times learners can attempt these. Flashcards help master the key concepts.



6. Glossary of terms

uCertify provides detailed explanations of concepts relevant to the course through Glossary. It contains a list of frequently used terminologies along with its detailed explanation. Glossary defines the key terms.



7. Expert Instructor-Led Training

uCertify uses the content from the finest publishers and only the IT industry's finest instructors. They have a minimum of 15 years real-world experience and are subject matter experts in their fields. Unlike a live class, you can study at your own pace. This creates a personal learning experience and gives you all the benefit of hands-on training with the flexibility of doing it around your schedule 24/7.

8. ADA Compliant & JAWS Compatible Platform

uCertify course and labs are ADA (Americans with Disability Act) compliant. It is now more accessible to students with features such as:

- Change the font, size, and color of the content of the course
- Text-to-speech, reads the text into spoken words
- Interactive videos, how-tos videos come with transcripts and voice-over
- Interactive transcripts, each word is clickable. Students can clip a specific part of the video by clicking on a word or a portion of the text.

JAWS (Job Access with Speech) is a computer screen reader program for Microsoft Windows that reads the screen either with a text-to-speech output or by a Refreshable Braille display. Student can easily navigate uCertify course using JAWS shortcut keys.

9. State of the Art Educator Tools

uCertify knows the importance of instructors and provide tools to help them do their job effectively. Instructors are able to clone and customize course. Do ability grouping. Create sections. Design grade scale and grade formula. Create and schedule assessments. Educators can also move a student from self-paced to mentor-guided to instructor-led mode in three clicks.

10. Award Winning Learning Platform (LMS)

uCertify has developed an award winning, highly interactive yet simple to use platform. The SIIA CODiE Awards is the only peer-reviewed program to showcase business and education technology's finest products and services. Since 1986, thousands of products, services and solutions have been

recognized for achieving excellence. uCertify has won CODiE awards consecutively for last 7 years:

- **2014**

1. Best Postsecondary Learning Solution

- **2015**

1. Best Education Solution
2. Best Virtual Learning Solution
3. Best Student Assessment Solution
4. Best Postsecondary Learning Solution
5. Best Career and Workforce Readiness Solution
6. Best Instructional Solution in Other Curriculum Areas
7. Best Corporate Learning/Workforce Development Solution

- **2016**

1. Best Virtual Learning Solution
2. Best Education Cloud-based Solution
3. Best College and Career Readiness Solution
4. Best Corporate / Workforce Learning Solution
5. Best Postsecondary Learning Content Solution
6. Best Postsecondary LMS or Learning Platform
7. Best Learning Relationship Management Solution

- **2017**

1. Best Overall Education Solution
2. Best Student Assessment Solution
3. Best Corporate/Workforce Learning Solution
4. Best Higher Education LMS or Learning Platform

- **2018**

1. Best Higher Education LMS or Learning Platform

2. Best Instructional Solution in Other Curriculum Areas
3. Best Learning Relationship Management Solution

- **2019**

1. Best Virtual Learning Solution
2. Best Content Authoring Development or Curation Solution
3. Best Higher Education Learning Management Solution (LMS)

- **2020**

1. Best College and Career Readiness Solution
2. Best Cross-Curricular Solution
3. Best Virtual Learning Solution

11. Chapter & Lessons

uCertify brings these textbooks to life. It is full of interactive activities that keeps the learner engaged. uCertify brings all available learning resources for a topic in one place so that the learner can efficiently learn without going to multiple places. Challenge questions are also embedded in the chapters so learners can attempt those while they are learning about that particular topic. This helps them grasp the concepts better because they can go over it again right away which improves learning.

Learners can do Flashcards, Exercises, Quizzes and Labs related to each chapter. At the end of every lesson, uCertify courses guide the learners on the path they should follow.

Syllabus

Chapter 1: Introduction

- Who Will Benefit Most from This Course?

Chapter 2: What Is the Risk?

- The SolarWinds Supply?Chain Attack
- The VGCA Supply?Chain Attack
- The Zyxel Backdoor Attack
- Other Supply?Chain Attacks
- Problem Scope
- Compliance Does Not Equal Security
- Third?Party Breach Examples
- Conclusion

Chapter 3: Cybersecurity Basics

- Cybersecurity Basics for Third-Party Risk
- Cybersecurity Frameworks
- Due Care and Due Diligence
- Cybercrime and Cybersecurity
- Conclusion

Chapter 4: What the COVID?19 Pandemic Did to Cybersecurity and Third?Party Risk

- The Pandemic Shutdown
- SolarWinds Attack Update

- Conclusion

Chapter 5: Third-Party Risk Management

- Third-Party Risk Management Frameworks
- The Cybersecurity and Third-Party Risk Program Management
- The Kristina Conglomerate (KC) Enterprises
- Conclusion

Chapter 6: Onboarding Due Diligence

- Intake
- Cybersecurity Third-Party Intake
- Conclusion

Chapter 7: Ongoing Due Diligence

- Low-Risk Vendor Ongoing Due Diligence
- Moderate-Risk Vendor Ongoing Due Diligence
- High-Risk Vendor Ongoing Due Diligence
- “Too Big to Care”
- A Note on Phishing

- Intake and Ongoing Cybersecurity Personnel
- Ransomware: A History and Future
- Conclusion

Chapter 8: On-site Due Diligence

- On-site Security Assessment
- On-site Due Diligence and the Intake Process
- Conclusion

Chapter 9: Continuous Monitoring

- What Is Continuous Monitoring?
- Enhanced Continuous Monitoring
- Third-Party Breaches and the Incident Process
- Conclusion

Chapter 10: Offboarding

- Access to Systems, Data, and Facilities
- Conclusion

Chapter 11: Securing the Cloud

- Why Is the Cloud So Risky?
- Conclusion

Chapter 12: Cybersecurity and Legal Protections

- Legal Terms and Protections
- Cybersecurity Terms and Conditions
- Conclusion

Chapter 13: Software Due Diligence

- The Secure Software Development Lifecycle
- On-Premises Software
- Cloud Software
- Open Web Application Security Project Explained
- Open Source Software
- Mobile Software
- Conclusion

Chapter 14: Network Due Diligence

- Third?Party Connections
- Zero Trust for Third Parties
- Conclusion

Chapter 15: Offshore Third?Party Cybersecurity Risk

- Onboarding Offshore Vendors
- Country Risk
- KC's Country Risk
- Conclusion

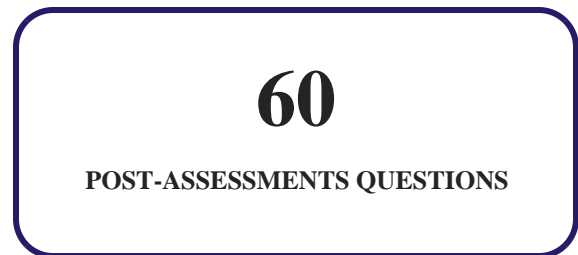
Chapter 16: Transform to Predictive

- The Data
- Level Set
- A Mature to Predictive Approach
- The Predictive Approach at KC Enterprises
- Conclusion

Chapter 17: Conclusion

12. Practice Test

Here's what you get



Features

Each question comes with detailed remediation explaining not only why an answer option is correct but also why it is incorrect.

Unlimited Practice

Each test can be taken unlimited number of times until the learner feels they are prepared. Learner can review the test and read detailed remediation. Detailed test history is also available.

Each test set comes with learn, test and review modes. In learn mode, learners will attempt a question and will get immediate feedback and complete remediation as they move on to the next question. In test mode, learners can take a timed test simulating the actual exam conditions. In review mode, learners can read through one item at a time without attempting it.

13. Live Labs

The benefits of live-labs are:

- Exam based practical tasks
- Real equipment, absolutely no simulations

- Access to the latest industry technologies
- Available anytime, anywhere on any device
- Break and Reset functionality
- No hardware costs

Lab Tasks

Cybersecurity Basics

- Simulating the DoS Attack
- Performing a Phishing Attack
- Performing Local Privilege Escalation

What the COVID-19 Pandemic Did to Cybersecurity and Third-Party Risk

- Establishing a VPN Connection

Ongoing Due Diligence

- Getting the TCP Settings and Information about the TCP Port
- Detecting a Phishing Site Using Netcraft

Continuous Monitoring

- Analyzing Malware

Offboarding

- Supplying Power to a SATA Drive

Securing the Cloud

- Creating an Elastic Load Balancer

- Working with Amazon S3

Software Due Diligence

- Attacking a Website Using XSS Injection
- Fuzzing Using OWASP ZAP
- Setting Up a Basic Web Server

Network Due Diligence

- Studying CVSS Exercises with the CVSS Calculator
- Setting up a DMZ
- Enabling the TPM

Offshore Third?Party Cybersecurity Risk

- Using the Windows Firewall

Here's what you get

17

LIVE LABS

17

VIDEO TUTORIALS

48

MINUTES

14. Post-Assessment

After completion of the uCertify course Post-Assessments are given to students and often used in conjunction with a Pre-Assessment to measure their achievement and the effectiveness of the exam.

GET IN TOUCH:

www.uCertify.com